

# SATADOM D150 SH-L



## Features

- Zero mechanical interference
- S.M.A.R.T. & i-S.M.A.R.T. Supported
- Intelligent system for error recovery
- Excellent data transfer speed
- Built-in Pin7 VCC
- Mechanical design for anti-vibration

R: 35MB/s  
W: 31MB/s

SATA II  
3Gb/s

ECC &  
Wear leveling

Thermal  
sensor

S.M.A.R.T

Pin 7 VCC

## Specifications

Connector Type	Standard 7 Pin SATA Connector
Flash Type	SLC (Single Level Cell)
Density	1GB, 2GB, 4GB, 8GB, 16GB
Transfer Mode	SATA II, SATA I, PIO 0~4, MDMA 0~2, UDMA 0~6
Sustained R/W Performance	Read : 35 MB/sec (max.) Write : 31 MB/sec (max.)

## Environmental

DC Input	+5V DC $\pm$ 5%
Power consumption (Max.)	Read : 155 mA Write : 168 mA Idle : 68 mA
Operating Temperature	0°C~+70°C (Standard Grade) -40°C~+85°C (Industrial Grade)
Storage Temperature	-55°C~+95°C
Humidity	Relative Humidity: 10-95%, non-condensing
Flash Endurance	100,000 program/erase cycles
MTBF	> 3,000,000 hours
Certification	CE, FCC, RoHS
Warranty	5 years

## Special Features

Pin7 VCC	Supported (Refer to the following page)
----------	---

## Mechanicals

Dimension (W x L x H)	30.3mm x 20.4mm x 12.25mm
Weight	3.5g $\pm$ 2g
Vibration	7 Hz to 2K Hz, 3 axes
Shock	Duration: 0.5ms, 1500G, 3 axes

## Health monitoring Tool

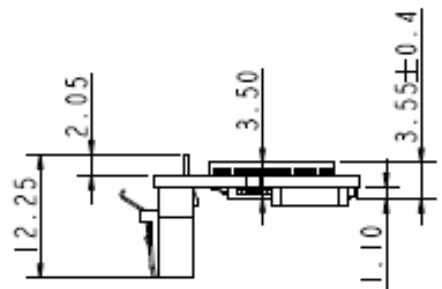
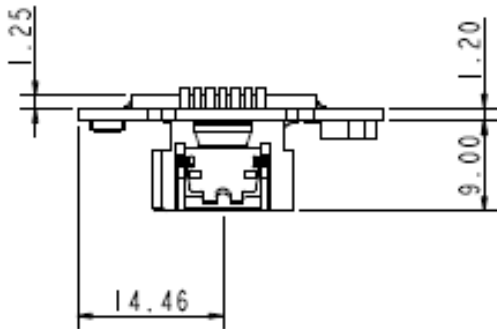
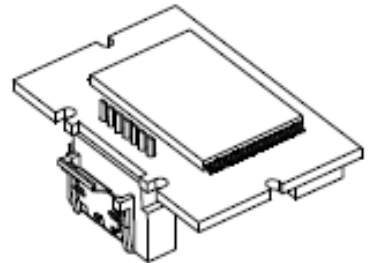
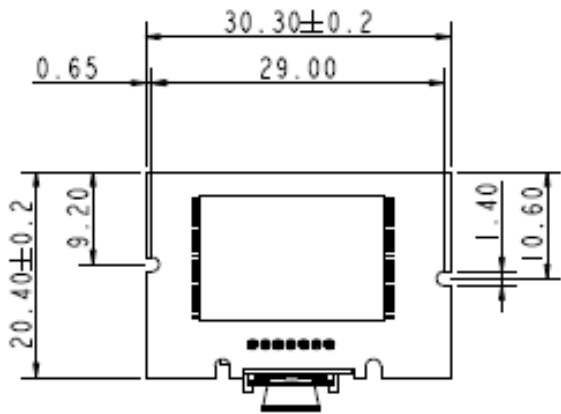
S.M.A.R.T.	Supported
i-S.M.A.R.T.	Supported (Utility for Windows, Linux)

## Ordering Information

Capacity	Standard Grade	Industrial Grade
1GB	DES8B-01GJ30A <b>C</b> 2SBF	DES8B-01GJ30A <b>W</b> 2SBF
2GB	DES8B-02GJ30A <b>C</b> 2SBF	DES8B-02GJ30A <b>W</b> 2SBF
4GB	DES8B-04GJ30A <b>C</b> 2SBF	DES8B-04GJ30A <b>W</b> 2SBF
8GB	DES8B-08GJ30A <b>C</b> 2SBF	DES8B-08GJ30A <b>W</b> 2SBF
16GB	DES8B-16GJ30A <b>C</b> 2SBF	DES8B-16GJ30A <b>W</b> 2SBF

The part number ends with "F" which can support both power cable or smart Pin7 Vcc.

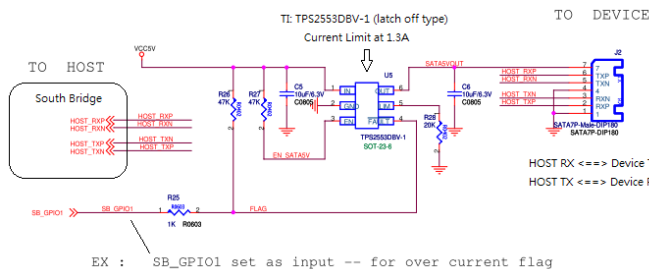
# Mechanical Dimension



SATADOM D150SH-L mechanical dimensions  
 (\* Tolerance is ±0.2mm)

## Pin7VCC MB Reference Circuit Design

## Pin7 VCC Advantages



1. Customers DO NOT have to use the power cable for the severe condition.
2. Pin7 VCC can cost down the manufactured charge.
3. Followed by our suggested circuit, you can increase the options for SATA device, no matter for InnoDisk SATADOM or other DOM

\*SATADOM D150QH with Pin7 VCC is designed with a fuse (polyswitch500mA, 6V) on Pin7's circuit

## Recommendation for Pin7 VCC

InnoDisk suggests that customers MUST design their board with a fuse to prevent over current. In other words, customers are suggested NOT "directly" layout 5V VCC to SATA socket on board. Therefore, we strongly suggest our below circuit to protect MB or device, either by using "POWER SWITCH" or "JUMPER+FUSE".