

12.1" Industrial Panel PC

**PPC-2712GS-LX800**

AMD Geode LX800 500MHz Processor



**PPC-3712A/B-N270**

Intel® Atom™ N270 Processor



**PPC-3712GXS-945**

Intel® Core™2 Duo Processor with Intel® 945GM Platform



Specifications

Features

1. 12.1" 500 nits high brightness TFT LCD with LED backlight
2. Dual Gigabit Ethernet provides continuous network service and allows sharing among different workgroups in two different subnets
3. Optional 802.11 b/g wireless kit
4. One slim type CD-ROM drive bay
5. One internal 2.5" SATA HDD and CF slot
6. Robust aluminum front bezel and metal casing
7. IP 65 compliant front panel

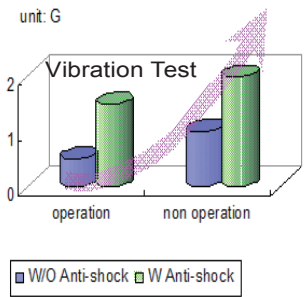
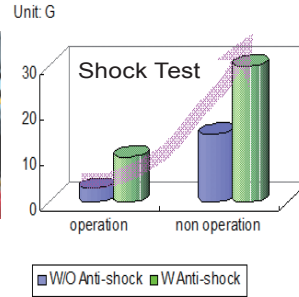



Model		PPC-2712GS-LX800	PPC-3712A-N270	PPC-3712B-N270	PPC-3712GXS-945
Display	LCD Size	12.1"			
	Max Resolution	1024(W) x 768(H)			
	Brightness (cd/m <sup>2</sup> )	500			
	Contrast Ratio	700:1			
	LCD Color	262K			
	Pixel Pitch (mm) (HxV)	0.3075(H) x 0.3075(V)			
	Viewing Angle (V/H)	160°/160°			
	Backlight MTBF (hrs)	50000 (LED Backlight)			
Motherboard	SBC	AFLMB-LX-800	NANO-945GSE-N270	NANO-945GSE-N270	NANO-9452
	CPU	AMD Geode LX800 500MHz processor	Intel® Atom™ N270 1.6GHz CPU	Intel® Atom™ N270 1.6GHz CPU	Socket M Intel® Core™2 Duo, Core Duo, Core Solo with 667MHz FSB Intel® Celeron® M 533MHz FSB
	Chipset	AMD Geode LX800 + AMD CS5536	Intel® 945GSE + ICH7M	Intel® 945GSE + ICH7M	Intel® 945GME + ICH7M
	RAM	1 x 200-pin SO-DIMM socket, supporting DDR 333/400MHz modules for up to 1GB	1 x 200-pin SO-DIMM socket, supporting DDR2 533MHz modules for up to 2GB	1 x 200-pin SO-DIMM socket, supporting DDR2 533MHz modules for up to 2GB	1 x 200-pin SO-DIMM socket, supporting DDR2 400/533/667MHz modules for up to 2GB
I/O Ports and Switches		2 x RS-232 2 x RJ-45 for 10/100Mbps LAN 4 x USB 2.0 1 x VGA Port Line-out 1 x PS/2 mouse and keyboard interface 1 x 12VDC input Power Jack 1 x Power Switch 1 x Reset Button	2 x RS-232 1 x RS-232 (Alternative to RS-422/485) 2 x RJ-45 for LAN Port 2 x USB 2.0 1 x VGA Port 1 x Line-in, 1 x Line-out, 1 x Mic-in 1 x PS/2 mouse and keyboard interface 1 x 12VDC input Power Jack 1 x Power Switch	2 x RS-232 1 x RS-232 (Alternative to RS-422/485) 2 x RJ-45 for LAN Port 4 x USB 2.0 1 x VGA Port 1 x Line-in, 1 x Line-out, 1 x Mic-in 1 x PS/2 mouse and keyboard interface	2 x RS-232 1 x RS-232 (Alternative to RS-422/485) 2 x RJ-45 for LAN Port 2 x USB 2.0 1 x VGA Port 1 x Line-in, 1 x Line-out, 1 x Mic-in 1 x PS/2 mouse and keyboard interface 1 x 12VDC input Power Jack 1 x Power Switch
	Drive Bay	1 x 2.5" IDE HDD Bay		1 x 2.5" SATA HDD Bay	
Expansion Slot	HDD Driver Bay				
	SSD	CF Type II			
Physical	CD-ROM Driver Bay	N/A	SATA Slim Type CD-ROM Bay	SATA Slim Type CD-ROM Bay	SATA Slim Type CD-ROM Bay
	Construction Front Panel	1 x Mini PCI card			
	Chassis Construction	Aluminum Die-casting			
	Mounting	Heavy-duty Steel (SECC)			
	Front Panel Color	Panel, Wall, Rack, Stand and Arm VESA 100mm x 100mm			
	Dimensions (WxHxD) (mm)	Silver (Pantone 8001C)			
	Cut Out Dimensions (WxH) (mm)	340 x 260 x 62	340 x 277 x 73.4	340 x 260 x 74.8	340 x 277 x 73.4
Net/Gross Weight	313 x 233	313 x 233	313 x 233	313 x 233	
System Cooling	Net/Gross Weight	2.8 Kg / 5.7 Kg	6 Kg / 8 Kg	6 Kg / 8 Kg	6 Kg / 8 Kg
	System Cooling	Fanless	Fanless	Fanless	Active with Fan
Environment	Operation Temperature	-10°C~50°C			
	Storage Temperature	-20°C~60°C			
	Vibration	5~17Hz, 0.1 double amplitude displacement 17~640Hz 1.5G acceleration peak to peak			
Touch Screen	Shock	10G acceleration part to part (11ms)			
	Touch Screen	Resistive Type 5-Wire with RS-232 interface			
Power Supply	AC Input	P/N: 663000-FSP050DBAB1405-RS 50W Power Adapter Input: 90VAC~264VAC, 50/60Hz Output: 12VDC	P/N: 63040-010060-050-RS 60W Power Adapter Input: 90VAC~264VAC, 50/60Hz Output: 12VDC	P/N: ACE-890A-RS 86W Power Supply Input: 90VAC ~ 264VAC Output: 12VDC	P/N: 63000-FSP084DMBA1308-RS 84W Power Adapter Input: 90VAC~264VAC, 50/60Hz Output: 12VDC
	DC Input	-	-	P/N: ACE-709TX-RS 90W Power Supply Input: 36VDC ~ 72VDC Output: 12VDC	-

## 2.5" SATA Hard Drive with anti-vibration protection

### Anti-Shock Protection

All new anti-shock design enhances protection performance of hard drives dramatically in terms of shock and vibration tests.



## High Performance & Compact Size



High performance and compact size allow users to set up the PPC-3712GXS in a wide range of applications



Dual Display



SATA Transmission



High Performance

## PPC-3712BA Supports More Features:

Built-in 85~264 V AC power supply means no need for an external power adapter



PPC-3712BA-N270/890/  
R/1G-R20


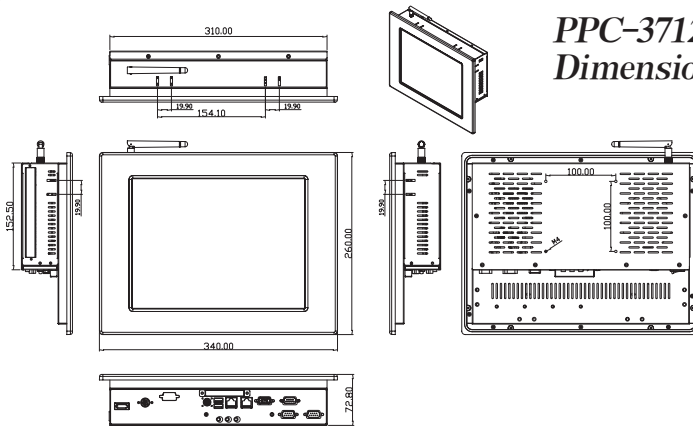
ACE-890A  
86 W AC-DC Open Frame AT Power Supply




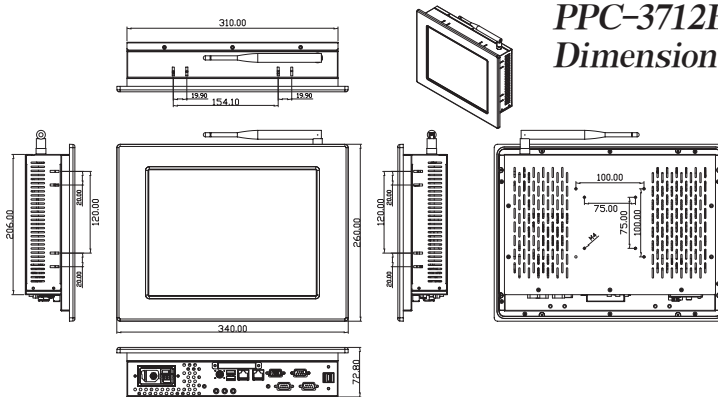
Input Type	85 ~ 264 VAC Full Range		
Output Voltage	+5 V	+12 V	-12V
ACE-890A	10A	2.5 A	0.5A
Efficiency	70%		
Temperature	Operating : 0 °C~ 50°C, Storage : -20 ~ 85°C		
MTBF (hrs)	268,000		

**PPC-2712GS Dimensions (Unit: mm)**

### PPC-3712A/PPC-3712GXS-945 Dimensions (Unit: mm)




### PPC-3712B Dimensions (Unit: mm)



### Packing List

Item	Part No.	Description
Screw Kit	19600-000207-RS	
SATA CD-ROM Cable	32801-006300-100-RS	SATA 7+6P FEMALE 180°;SATA 7P FEMALE 90°+LOCK;DU PONT 2*4P P=2.54 FEMALE
Power Cord	32702-000200-100-RS	EUROPEAN Standard ,1830MM, PLUG(16A 250V), CONNECTOR(10A 250V)
Power Adapter	63040-010060-050-RS	50W, 90VAC~264VAC for PPC-2712G
	63000-FSP060DBAB1554-RS	60W, 90VAC~264VAC for PPC-3712A
	63000-FSP084DMBA1308-RS	84W, 90VAC~264VAC for PPC-3712G
PS/2 Cable	32006-000300-100-RS	1 x MINI DIN 6PIN MALE; 2 x MINI DIN 6PIN FEMALE
Panel Mounting Kit	19Z00-000024-RS	
Wall Mounting Kit	41014-057602-00-RS	ULTRA SET PLATE
	41020-016102-00-RS	WALL MOUNT BRACKET
IEI One Key Recovery CD	IEI-7B000-000478-RS	
Touch Screen Driver CD / Touch Pen		
User Manual & Driver CD	IEI-7B000-000519-RS	FOR PPC-27xxG-LX SERIES
	IEI-7B000-000520-RS	FOR PPC-37xxG-945/N270 SERIES



### IQ Mounting Options

Item	Part No.
Rack Mount Kit	RK-121MS-R10
ARM	ARM-11-RS
STAND	STAND-100-RS

### Options

Item	Part No.	Description
RS-422/485 Cable	32200-075202-RS	(A) D-SUB 9PIN MALE (B) DU PONT 2*7P P=2.0 FEMALE
IDE CD-ROM Installing Kit	19Z00-000112-RS	50-pin CD ROM connector to 44-pin IDE connector transfer board
HDD IDE Cable	32200-000037-RS	250MM, IDE 44-pin

### Ordering Information

Part No.	Description
<b>AMD LX800</b>	PPC-2712GS-LX/R/256M-R20 12.1" 500 cd/m² XGA fanless panel PC with AFLMB-LX-800, Silver Color & Touch Screen, 256MB DDR RAM, R20, RoHS
<b>Intel® Atom™ N270</b>	AC Power Adapter PPC-3712A-N270/R/1G-R30 12.1" 500 cd/m² XGA fanless panel PC, Intel® Atom™ N270 1.6GHz/ 512KB, 1GB DDR2, Res T/S, Silver Color, R30, RoHS
	AC Power Supply Built-in PPC-3712BA-N270/890/R/1G-R30 12.1" 500 cd/m² XGA fanless panel PC, Intel® Atom™ N270 1.6GHz/ 512KB, 1GB DDR2, Res T/S, Silver Color, w/ACE-890A, R30, RoHS
<b>Intel® 945GME</b>	PPC-3712GXS-945-C4/R/1G-R30 12.1" 500 cd/m² XGA TFT panel PC with NANO-9452, C-M 1.86GHz, Silver color, T/S, 1GB DDR2 RAM, R30, RoHS
	PPC-3712GXS-945-T5/R/1G-R30 12.1" 500 cd/m² XGA TFT panel PC with NANO-9452, Intel® Core Duo 1.66GHz T5500, Silver color, T/S, 1GB DDR2 RAM, R30, RoHS